





Doors and Door Frame Specifications

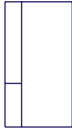

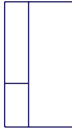



- Glazing in windows complies with AS 1288. Human Impact Requirements
- Purchaser to specify if door conditions vary from this
- These products are designed to 1000pa wind pressure and 150pa water pressure
- All frames are viewed from the outside. Default entries are open in - optional open out available

Doors								
FRAME	820	820	820	820	820	820	820	820
2040								
	GD820	GD820C	GD820C10E	GD820C10	GD820C8E*	GD820FED	GD820T*	GD820TF*
2040							*40mm Transom Bar standard option. Wider chair rail available.	
	GD820CF*	GD820F-FED*	GD820F*	GD820C2F*	GD820F-HER*	GD820F-FED*		

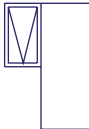
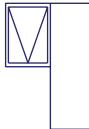
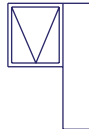
Door Frames

STUD OPENING		885	935	1695	1705
FRAME		865	915	1675	1685
2127	2107				
		E865	E915	E1675 SUITS 2x820 REBATE DOORS	E1685 SUITS 2x820 with MUSHROOM STOP OR CAP STOP

Door Frames and Sidelight

STUD OPENING		1165	1230	1305	1350	1576	1765
FRAME		1145	1210	1285	1330	1556	1745
2127	2107						
		FE1145	FE1210	FE1285	FE1330	FE1556	FE1745P TO SUIT 400mm infill panels - no glazing

Timber Laundry Combinations (also available in right hand configuration)

STUD OPENING		1495	1650	1800
FRAME		1475	1630	1780
2127	2107			
		LE1006	LE1008	LE1009

These configurations / sizes are provided as a guide. Southern Star can manufacture this product to suit most openings. Optional rubber seals available. Optional Enviro Sill available. Options are only available at time of ordering. Please note: Some frames may require doors or sashes removed upon delivery and or onsite glazing depending on size. Unless specified all sidelights are clear glazed and all entries suit 820 wide door. Colonial bars are available to match windows. Single sidelight entries are also available in 1455, 1610, 1760 widths. Double sidelight entries are also available in 1425, 1705, 1796, 1930 widths. All Swing Doors are 38mm thick unless otherwise specified.



1 Standard 2 Colonial Bar 3 Single Colonial Bar 4 Colonial Bar (8 Light) 5 Colonial Bar (10 Light) 6 Heritage Bar 7 Federation Bar 8 Fielded Panel



Our commitment to continual product development necessitates that sizes and specifications may change without notice.

