

































































# Awning Window Specifications

- Glazing in windows complies with AS 1288. Wind Region A. Exposed Suburban
- Purchaser to specify if window conditions vary from this
- These products are designed to 1000pa wind pressure and 300pa water pressure
- All frames are viewed from the outside

STUD OPENING	630	785	935	1230	1530	1830	2420	2725	
FRAME	610	765	915	1210	1510	1810	2400	2705	
617	597	 AW0606	 AW0608	 AW0609	 AW0612	 AW0615	 AW0618	 AW0624	 AW0627
1077	1057	 AW1006	 AW1008	 AW1009	 AW1012	 AW1015	 AW1018	 AW1024	 AW1027
1217	1197	 AW1206	 AW1208	 AW1209	 AW1212	 AW1215	 AW1218	 AW1224	 AW1227
1417	1397	 AW1406	 AW1408	 AW1409	 AW1412	 AW1415	 AW1418	 AW1424	 AW1427
1517	1497	 AW1506	 AW1508	 AW1509	 AW1512	 AW1515	 AW1518	 AW1524	 AW1527
1817	1797	 AW1806	 AW1808	 AW1809	 AW1812	 AW1815	 AW1818	 AW1824	 AW1827
2127	2107	 AW2106	 AW2108	 AW2109	 AW2112	 AW2115	 AW2118	 AW2124	 AW2127
2417	2397	 AW2406	 AW2408	 AW2409	 AW2412	 AW2415	 AW2418	 AW2424	 AW2427

These configurations / sizes are provided as a guide. Southern Star can manufacture this product to suit most openings. Timber and aluminium flywire screens are available with this product. Lockable and non-lockable hardware is also available. Options are only available at time of ordering Please note: Some frames may require doors or sashes removed upon delivery and or onsite glazing depending on size



1 Standard 2 Simulated Casement or Georgian Bar 3 Heritage Bar 4 Federation Bar 5 Colonial Bar 6 Simulated Double Hung 7 Fixed Sash



Our commitment to continual product development necessitates that sizes and specifications may change without notice.

