


































# Sliding Window Specifications

- Glazing in windows complies with AS 1288. Wind Region A. Exposed Suburban
- Purchaser to specify if window conditions vary from this
- These products are designed to 1000pa wind pressure and 150pa water pressure
- All frames are viewed from the outside

STUD OPENING	FRAME	1530	1830	2420	2725
		1510	1810	2400	2705
617	597	 SW0615	 SW0618	 SW0624	 SW0627
1077	1057	 SW1015	 SW1018	 SW1024	 SW1027
1217	1197	 SW1215	 SW1218	 SW1224	 SW1227
1417	1397	 SW1415	 SW1418	 SW1424	 SW1427
1517	1497	 SW1515	 SW1518	 SW1524	 SW1527
1817	1797	 SW1815T	 SW1818T	 SW1824T	 SW1827T
2127	2107	 SW2115T	 SW2118T	 SW2124T	 SW2127T
2417	2397	 SW2415T	 SW2418T	 SW2424T	 SW2427T

These configurations / sizes are provided as a guide. Southern Star can manufacture this product to suit most openings. Timber and aluminium flywire screens are available with this product. Lockable and non-lockable hardware is also available. Options are only available at time of ordering Please note: Some frames may require doors or sashes removed upon delivery and or onsite glazing depending on size



1 Standard 2 Heritage Bar 3 Federation Bar 4 Colonial Bar  
Please note: The Heritage Bar is displayed with fixed sashes.



Our commitment to continual product development necessitates that sizes and specifications may change without notice.

