

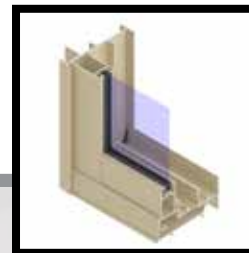


# Sliding Door

**The 200 Series Sliding Door** combines sophisticated and modern architectural design with superior quality, functionality, style and value. Available also as a Stacking Sliding Door and/or corner unit, the 200 Series Sliding Door provides the perfect solution for indoor/outdoor living creating large open space and seamless transition from inside to outside.



200 Series



SOUTHERN STAR  
WINDOWS

1300 733 599 [www.southernstarwindows.com.au](http://www.southernstarwindows.com.au)

**Frame Size** 101.6mm

**Stacker Frame Size** 111mm

## Glazing Methods and Options

Fixed glass, single or double glazed – externally glazed using vinyl extrusion channelled and encased inside aluminium stile, interlock and rails.

Sash Glass, single or double glazed – externally glazed using vinyl extrusion channelled and encased inside aluminium stile, interlock and rails.

Can be single glazed using 4mm, 5mm, 6mm or 6.38mm glass.

Can be double-glazed using 18mm DGU.

Acoustic glass options available.

Maximum Panel Size 2400mm high x 1500mm wide (max weight per panel 150kg)

Note: Subject to Glass Code

## Hardware

- Standard: Pull Handle Lock Set (Black) Snib only, Cylinder/Snib, Cylinder/Cylinder Commercial Mortice Lock Set – Cylinder/Cylinder or Cylinder/Snib D Pull or Flush Pull
- Optional: Doric Stawell Cylinder/Cylinder - Satin Chrome
- Optional: Doric Carey Cylinder/Cylinder - Satin Chrome
- Optional: Doric Timbarra Cylinder/Cylinder - Satin Chrome

## Performance

Water: 300 Pascal Water Penetration Rating

Overall Rating: 1500 Pascal design rating (Subject to size)

Higher ratings are available and may be subject to size limits.

NB. Some options are subject to availability and may change without notice.



Stud Opening	1500	1860	2100	2460
Doors	1450	1810	2050	2410
2130	2100			
	ASD200-2115	ASD200-2118	ASD200-2121	ASD200-2124
Stud Opening	2783	3143	3683	
Doors	2733	3093	3633	
2130	2100			
	ASD200-2127	ASD200-2130	ASD200-2136-3	
Stud Opening	2942	3662	4142	4862
Doors	2892	3612	4092	4812
2130	2100			
	ASD200-2129	ASD200-2136-4	ASD200-2141	ASD200-2148
Stud Opening	2179	2719	3079	3619
Doors	2129	2669	3029	3569
2130	2100			
	ASD200-2121-STK	ASD200-2127-STK	ASD200-2130-STK	ASD200-2136-STK
Stud Opening	4300	5380	6100	
Doors	4250	5330	6050	
2130	2100			
	ASD300-2142-STK	ASD300-2154-STK	ASD300-2160-STK	

\*These sizes apply for Vic, NSW & SA only - Qld customers should talk to their representative or go to the website at [www.southernstarwindows.com.au](http://www.southernstarwindows.com.au)

## General Features and Benefits

- Solid appearance with heavy duty frame and door sections
- Ability to have doors 2400mm high
- Available as stacking door. Door panels can stack in any configuration (up to 6 panels)
- Solid tubular interlock sections
- Commercial grade hardware - comes with Lock Set (external cylinder only) and outer pull as standard - black
- Optional frame to couple to commercial framing sections
- Concealed baffle to reduce build up of dirt and insects in sliding track
- Sill tread to door opening
- Fully concealed stainless steel fixings
- All frame joints are fully gasketed